



**DEPARTMENT OF
AGRICULTURE AND RURAL DEVELOPMENT**

Date: 17 OCTOBER 2023

To: DISASTER MANAGEMENT COORDINATORS

Cc: DD: DISASTER MANAGEMENT AND VULNERABILITY; CD: SRM

From: ASSISTANT DIRECTOR: DISASTER MANAGEMENT; EARLY WARNING SYSTEMS

Subject: WEATHER WARNING: SEVERE THUNDERSTORMS ARE EXPECTED OVER THE WESTERN AND CENTRAL INTERIOR OF LIMPOPO PROVINCE

Reference: 14/3/2

Enquiries: MS. MAKANANISI FM

Please find Severe Weather Warning Service information issued by SAWS for Limpopo

IMPACT-BASED WARNINGS: Severe thunderstorms expected: Along the over the western and central interior of Limpopo.

Hazard	Alert Level	Valid From (SAST)	Valid To (SAST)
Severe Thunderstorms	Yellow Level 2 Warning	17/10/2023	17/10/2023 23h00

A Yellow Level 2 warning for Severe thunderstorms with possible damaging winds, large amount of small hail, and heavy downpours that may cause the breaking of tree branches and damage to poorly constructed settlements is expected over the western and central interior of Limpopo, excluding the extreme south -western parts.

Advisory: Watch: colour coded yellow (amber), meaning “be prepared”. Hazardous weather *is likely* to occur in the next 1 to 3 days. This level advises the public and response agencies to be prepared, as the risk of significant or widespread disruption increases.

Severe thunderstorm is occurring or is imminent in about 30 minutes to an hour. Many strong thunderstorms produce hail. Large hail, or flying glass it may have broken, can injure people and animals. Hail can be smaller than a pea, or as large as a softball, and can be very destructive to automobiles, glass surfaces (skylights and windows), roofs,

plants, and crops. In a hailstorm, take cover immediately. Both small and large stock is particularly vulnerable to hail, so bring animals into shelter before storms begin.

Severe thunderstorm specific planning should include the following:

- Learn about your area's severe thunderstorm risk.
- Pick "safe places" in your farm for your livestock and another for where family members can gather during a thunderstorm.
- Consider making your severe thunderstorm "safe place" on the lowest floor of the building,
- Learn how to squat low to the ground.
- Discuss how you would be warned of an approaching thunderstorm.
- Get training.
- Discuss severe thunderstorms with your family.

How to Protect Your Property

- Insure crops against financial loss from storm damage.
- Make a list of items to bring inside in the event of a storm.
- Keep trees and shrubbery trimmed.
- Remove any debris or loose items in your yard.
- Consider installing permanent shutters to cover windows.

What to Do Before a Thunderstorm

- Use a Local Radio station to keep you informed of weather watches and warnings issued in your area.
- If planning a trip or extended period outdoors, listen to the latest forecasts and take necessary action if threatening weather is possible.
- Postpone outdoor activities if thunderstorms are imminent. e.g. Ploughing, irrigation, planting, milking, livestock dipping, pruning, budding or fertilizer application.
- Keep an eye on the sky. Pay attention to weather clues around you that may warn of imminent danger.
- Stay aware of your surroundings. Look for places you might go should severe weather threaten.
- Listen for the sound of thunder. Go to safe shelter immediately.

What to Do During a Severe Thunderstorm WATCH

- Listen to a local radio or television stations for updated information.
- Avoid natural lightning rods such as tractors, fishing poles and camping equipment.
- Be prepared to seek shelter if a severe thunderstorm approaches.

If you perceive a severe thunderstorm approaching:

- Secure outdoor objects such as lawn furniture that could blow away or cause damage or injury. Take light objects inside.

- Shutter windows securely and brace outside doors. This will help protect your house from damaging winds or flying debris.
- Avoid electrical equipment and telephones. Lightning could follow the wire. Television sets are particularly dangerous at this time.
- Avoid bathtubs, water faucets, and sinks because metal pipes can transmit electricity.

Media and Community Education Ideas




- Publish a special section in your local newspaper with emergency information about thunderstorms and lightning.
- Periodically inform your community of local public warning systems.
- Have your meteorologist speak to farmers about the dangers of thunderstorms, lightning, and hail.

A comprehensive list of strategies can be found in the monthly NAC Advisory. It can be accessed from the following websites: www.lard.gov.za and www.dalrrd.gov.za

The Disaster Management Act (Act No. 57 of 2002) urges Provinces, individuals and farmers, to assess and prevent or reduce the risk of disasters using early warning information.

For more information contact Provincial Disaster Risk Management and Vulnerability:

Mashamaite MD 060 967 4027
Makananisi FM 060 978 2175

<p>Directorate: Climate Change and Disaster Risk Reduction Private Bag X93 Pretoria 0001 Tel: 012 319 6775 Email: MittaA@Dalrrd.gov.za</p>  <p>agriculture, land reform & rural development Department: Agriculture, Land Reform and Rural Development REPUBLIC OF SOUTH AFRICA</p>	<p>SAWS: Private Bag X097 Pretoria 0001 Tel: +27 (0) 12 367 6000 Fax: +27 (0) 12 367 6200 http://www.weathersa.co.za</p>  <p>South African Weather Service</p>	<p>ARC Institute For Soil, Climate And Water Private Bag X79 Pretoria 0001 Tel: 012 310 2500 Fax: 012 323 1157 Email: iscwinfo@arc.agric.za http://www.arc.agric.za</p>  <p>LNR • ARC</p>
--	--	---